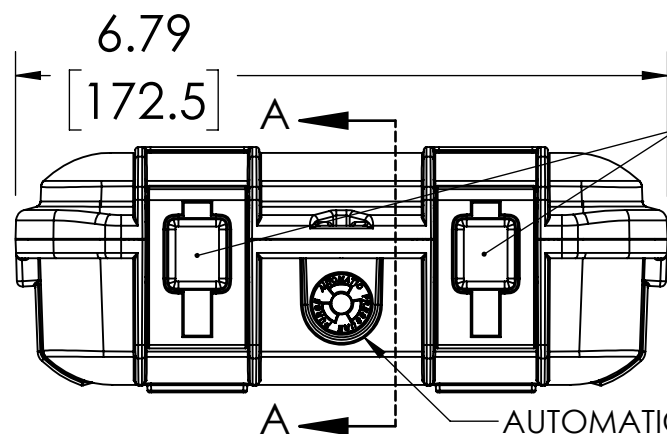


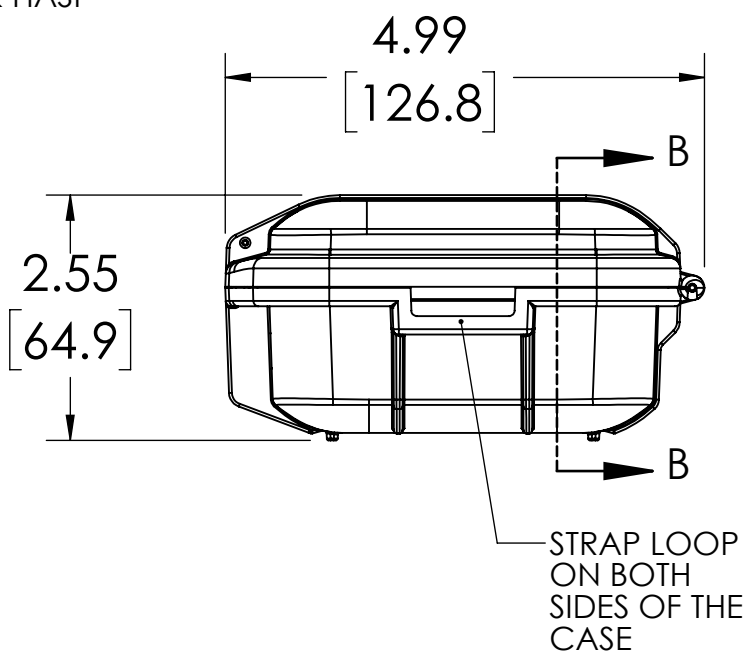
LABEL AREA  
2.31 x 1.03 WITH R.0 4 CORNERS

LOCK PROTECTOR FITS 9/64" LOCK HASP  
MINIMUM HASP LENGTH 0.34

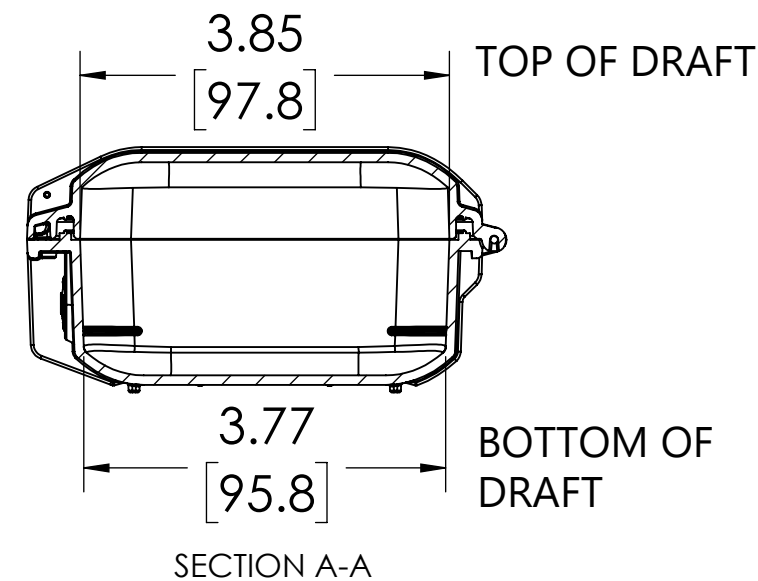



DOUBLE  
LATCHES

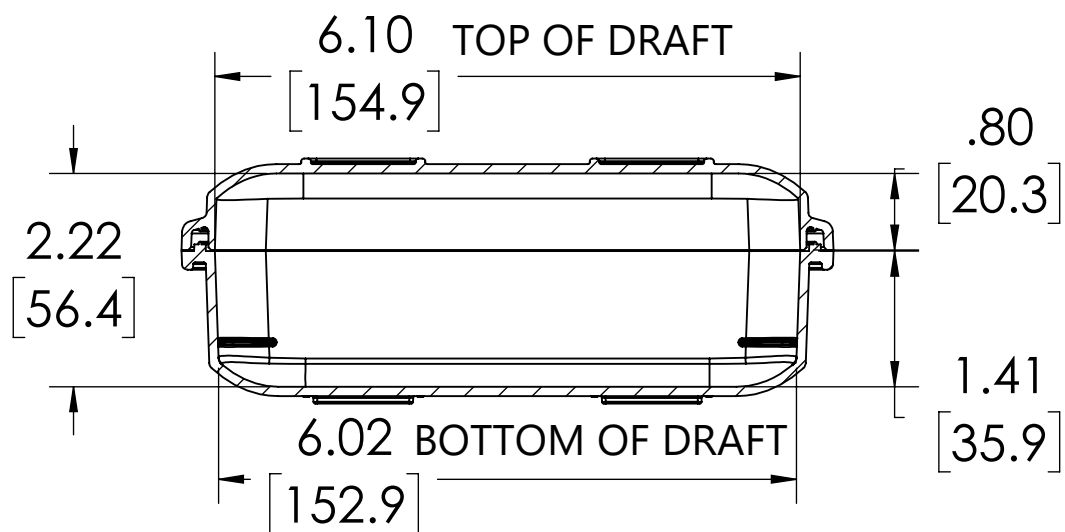
AUTOMATIC PRESSURE  
EQUALIZATION VALVE



STRAP LOOP  
ON BOTH  
SIDES OF THE  
CASE



SECTION A-A



SECTION B-B

NOTES:

1. DIMENSIONS ARE FOR REFERENCE ONLY; TYPICAL INDUSTRY-STANDARD TOLERANCES APPLY
2. DIMENSIONS ARE IN: INCHES [mm]
3. REFER TO PELICAN.COM FOR CURRENT INFORMATION ON COLORS, CONFIGURATIONS, AND ACCESSORIES.



**PELICAN**  
You break it, we replace it... forever.

This Drawing contains information  
proprietary to Pelican Products Inc.  
any reproduction disclosure or use  
of this drawing requires written  
permission of Pelican Products Inc.

DATE 12.13.22

**PELICAN PRODUCTS INC.**  
23215 EARLY AVE., TORRANCE, CA 90505 (310) 326-4700

M40 MICRO CASE  
CUSTOMER DRAWING